

Canadian Equity Alpha Pool

Class I CAD



AS AT MARCH 31, 2026

FUND OVERVIEW

This fund invests primarily in equity and equity-related securities of Canadian companies. The fund may invest up to 30% of its assets in foreign market investments.

FUND DETAILS

Inception date	January 2019
Total net assets (\$CAD) As at 2026-03-31	\$529.4 million
NAVPS	\$16.9042
MER (%) As at 2025-12-31	0.00
Management fee (%)	Negotiable
Asset class	Canadian Equity
Currency	CAD
Minimum investment	\$250,000 initial / \$25 additional
Distribution frequency	Annually
Last distribution	\$0.2992

Risk rating²



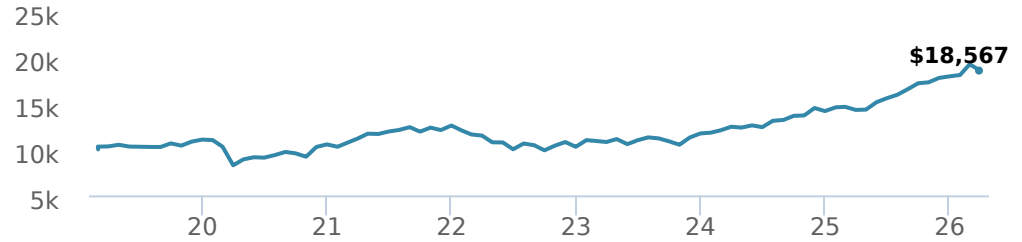
FUND CODES

I	16472
A	ISC 19672 DSC SO* 19872 LL 19572 IDSC SO* 19772
E	ISC 16672 DSC SO* 16872 LL SO* 16572 IDSC SO* 16772
F	80572
OF	19372
W	ISC 9682 DSC SO* 9882 LL 1482 IDSC SO* 9782

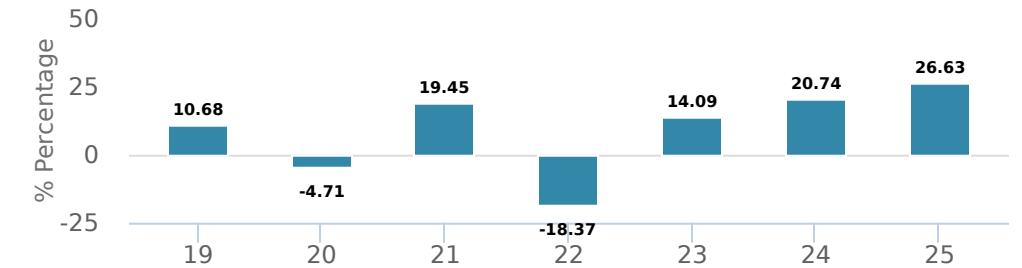
*No new purchases directly into switch only funds.

PERFORMANCE¹

Growth of \$10,000 (since performance inception date)



Calendar year performance



Average annual compound returns

YTD	1 Mo	3 Mo	6 Mo	1 Y	3 Y	5 Y	10 Y	Inception*
3.50%	-3.50%	3.50%	8.00%	29.90%	19.80%	10.70%	-	9.00%

*Since performance inception date

DISTRIBUTION HISTORY³

Payable date	Total
2025-06-27	0.2992
2024-03-22	0.3027
2023-03-24	0.2282
2022-03-25	0.0669
2021-03-26	0.1131


MANAGEMENT TEAM



CI Global Asset Management (CI GAM) is an integrated global investment asset manager with a strong lineup of relevant investment solutions that will help today's investors meet their financial goals. Our strength comes from our lineup of portfolio managers and the range of expertise they provide. Our teams employ some of the industry's brightest investment minds, whose knowledge and experience in research, security selection and risk management work on your behalf.



Kevin McSweeney



Neil Seneviratne

Note: This page is not complete without disclaimers on the next page.

Canadian Equity Alpha Pool

Class I CAD



AS AT MARCH 31, 2026

PORTFOLIO ALLOCATIONS⁵

Asset allocation	(%)	Sector allocation	(%)	Geographic allocation	(%)
Canadian Equity	96.34%	Financial Services	27.94%	Canada	97.69%
Income Trust Units	1.94%	Energy	18.97%	Australia	1.27%
International Equity	1.27%	Basic Materials	17.78%	Other	1.02%
Cash and Equivalents	0.45%	Industrial Services	7.01%	United States	0.02%
		Technology	6.70%		
		Real Estate	5.30%		
		Other	5.23%		
		Consumer Services	4.12%		
		Industrial Goods	3.76%		
		Utilities	3.19%		

UNDERLYING FUND ALLOCATIONS

	Sector	(%)
1. Canadian Equity Alpha Corporate Class (Series I)	Mutual Fund	99.77%

TOP HOLDINGS

	Sector	(%)
1. Royal Bank of Canada	Banking	5.62%
2. Toronto-Dominion Bank	Banking	5.58%
3. Shopify Inc CI A	Information Technology	4.87%
4. Enbridge Inc	Energy Services and Equipment	4.19%
5. Suncor Energy Inc	Integrated Production	3.79%
6. Bank of Nova Scotia	Banking	3.40%
7. Canadian Natural Resources Ltd	Oil and Gas	3.10%
8. Brookfield Corp CI A	Asset Management	3.03%
9. Manulife Financial Corp	Insurance	2.68%
10. Equinox Gold Corp	Gold and Precious Metals	2.57%
11. Iamgold Corp	Gold and Precious Metals	2.46%
12. Orla Mining Ltd	Metals and Mining	2.46%
13. Canadian Pacific Kansas City Ltd	Transportation	2.42%
14. Keyera Corp	Energy Services and Equipment	2.41%
15. Nutrien Ltd	Chemicals and Gases	2.40%

Note: This page is not complete without disclaimers on the next page.

Over 35,000 financial advisors have chosen CI Investments as a partner. We believe that Canadians have the best opportunity for investment success by using the services of a professional financial advisor. [Learn more at ci.com](https://www.ci.com).

¹ Commissions, trailing commissions, management fees and expenses all may be associated with mutual fund investments. Please read the prospectus before investing. The indicated rates of return are the historical annual compounded total returns (net of fees and expenses payable by the fund) including changes in security value and reinvestment of all dividends/distributions and do not take into account sales, redemption, distribution or optional charges or income taxes payable by any securityholder that would have reduced returns. Mutual funds are not guaranteed, their values change frequently, and past performance may not be repeated.

² The risk level of a fund has been determined in accordance with a standardized risk classification methodology in National Instrument 81-102, that is based on the fund's historical volatility as measured by the 10-year standard deviation of the fund's returns. Where a fund has offered securities to the public for less than 10 years, the standardized methodology requires that the standard deviation of a reference mutual fund or index that reasonably approximates the fund's standard deviation be used to determine the fund's risk rating. Please note that historical performance may not be indicative of future returns and a fund's historical volatility may not be indicative of future volatility.

³ Please refer to the fund's simplified prospectus for distribution information.

⁵ Portfolio allocations will fluctuate over the life of the mutual fund as the portfolio holdings and market value of each security changes. The portfolio manager(s) may change the portfolio allocations in some or all of the sectors.

The contents are not to be used or construed as investment advice or as an endorsement or recommendation of any entity of security discussed.

©CI Investments and the CI Investments design are registered trademarks of CI Investments Inc. © CI Investments Inc. 2026. All rights reserved. "Trusted Partner in Wealth" is a trademark of CI Investments Inc.

Published April 2026