

# Canadian Fixed Income Corporate Class

Class OF CAD



AS AT MARCH 31, 2026

## FUND OVERVIEW

This fund invests primarily in liquid securities of or guaranteed by the Government of Canada or any province thereof, in obligations of and deposits in interest-bearing accounts in any chartered bank or trust company, in government or corporate bonds and debentures, in mortgages or in other fixed income investments, preferred stocks and other mutual funds. It is currently expected that investments in foreign securities will generally be no more than 49% of the fund's assets.

## FUND DETAILS

Inception date	October 2007
Total net assets (\$CAD) As at 2026-03-31	\$1.3 billion
NAVPS	\$13.5647
MER (%) As at 2025-09-30	1.37
Management fee (%)	Negotiable
Asset class	Canadian Fixed Income
Currency	CAD
Minimum investment	\$100 initial / \$25 additional
Distribution frequency	Quarterly
Last distribution	\$0.0831

## Risk rating<sup>2</sup>



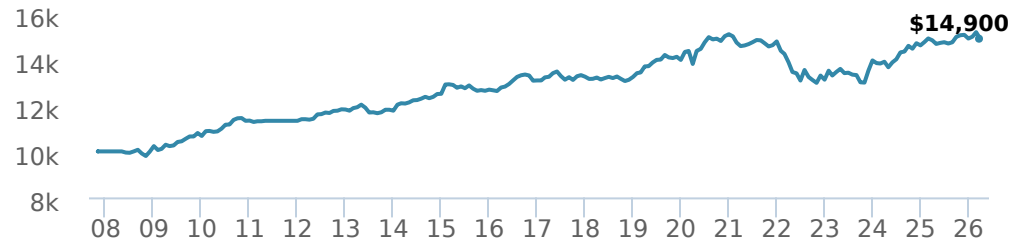
## FUND CODES

	T8	
OF	17353	
A	ISC 17653	
	DSC SO* 17853	
	LL 17553	
	IDSC SO* 17753	
E	ISC 15653	ISC 13153
	DSC SO* 15853	DSC SO* 13353
	LL SO* 15553	LL SO* 13053
	IDSC SO* 15753	IDSC SO* 13253
F	80556	80856
I	NL 15453	13453
W	ISC 18653	13653
	DSC SO* 18853	
	LL 18553	
	IDSC SO* 18753	

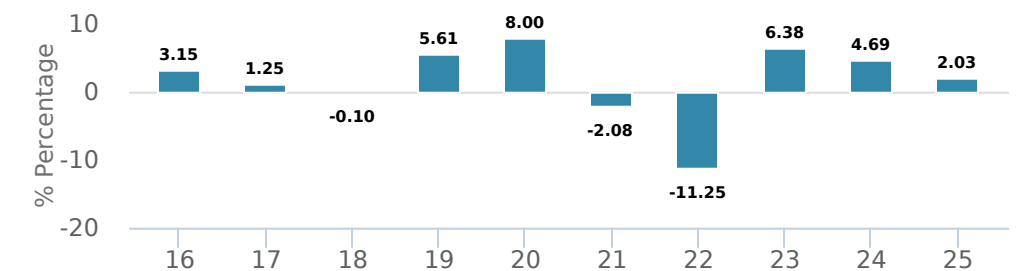
\*No new purchases directly into switch only funds.

## PERFORMANCE<sup>1</sup>

Growth of \$10,000 (since performance inception date)



## Calendar year performance



## Average annual compound returns

YTD	1 Mo	3 Mo	6 Mo	1 Y	3 Y	5 Y	10 Y	Inception*
0.00%	-1.90%	0.00%	-0.50%	0.50%	3.50%	0.40%	1.50%	2.20%

\*Since performance inception date


## DISTRIBUTION HISTORY<sup>3</sup>

Payable date	Total	Payable date	Total
2021-03-26	0.0831	2019-12-13	0.0200
2020-12-18	0.0799	2019-09-27	0.0210
2020-09-25	0.0841	2019-06-21	0.0211
2020-06-26	0.0927	2017-03-31	0.2840
2020-03-20	0.1737	2016-03-24	0.1398

## MANAGEMENT TEAM



CI Global Asset Management (CI GAM) is an integrated global investment asset manager with a strong lineup of relevant investment solutions that will help today's investors meet their financial goals. Our strength comes from our lineup of portfolio managers and the range of expertise they provide. Our teams employ some of the industry's brightest investment minds, whose knowledge and experience in research, security selection and risk management work on your behalf.



John Shaw



Grant Connor

Note: This page is not complete without disclaimers on the next page.

# Canadian Fixed Income Corporate Class

Class OF CAD



AS AT MARCH 31, 2026

## PORTFOLIO ALLOCATIONS<sup>5</sup>

Asset allocation	(%)	Sector allocation	(%)	Geographic allocation	(%)
Canadian Corporate Bonds	43.82%	Fixed Income	96.32%	Canada	89.86%
Canadian Government Bonds	41.42%	Cash and Cash Equivalent	3.03%	United States	9.59%
Foreign Corporate Bonds	11.31%	Technology	0.47%	Cayman Islands	0.23%
Cash and Equivalents	3.03%	Mutual Fund	0.06%	Luxembourg	0.11%
Mortgages	0.80%	Real Estate	0.05%	Denmark	0.10%
Canadian Bonds - Other	0.49%	Energy	0.04%	United Kingdom	0.06%
Canadian Equity	0.09%	Other	0.02%	Ireland	0.04%
US Equity	0.07%	Financial Services	0.01%	Singapore	0.01%
Foreign Bonds - Other	0.01%				
Other	-1.04%				

## UNDERLYING FUND ALLOCATIONS

	Sector	(%)
1. Canadian Fixed Income Pool (Ser I)	Fixed Income	99.39%

## TOP HOLDINGS

	Sector	(%)
1. CI Alternative Inv Grade Cred Fd I	Mutual Fund	5.37%
2. Canada Housing Trust No 1 2.90% 15-Dec-2029	Fixed Income	2.19%
3. Canada Housing Trust No 1 3.60% 15-Sep-2035	Fixed Income	1.27%
4. Canada Government 2.00% 01-Jun-2032	Fixed Income	1.18%
5. Ontario Province 4.65% 02-Jun-2041	Fixed Income	1.17%
6. Ontario Province 3.65% 02-Jun-2033	Fixed Income	1.16%
7. Canada Government 3.50% 01-Sep-2029	Fixed Income	1.15%
8. Ontario Province 3.75% 02-Jun-2032	Fixed Income	1.12%
9. Cash	Cash and Cash Equivalent	1.05%
10. Canada Government 3.50% 01-Dec-2057	Fixed Income	1.03%
11. Quebec Province 3.25% 01-Sep-2032	Fixed Income	0.96%
12. Canada Government 2.75% 01-Dec-2055	Fixed Income	0.92%
13. Canada Housing Trust No 1 1.10% 15-Mar-2031	Fixed Income	0.92%
14. CI Alternative Investment Grade Credit ETF (CRED)	Exchange Traded Fund	0.89%
15. Canada Government 1.50% 01-Dec-2031	Fixed Income	0.87%

Note: This page is not complete without disclaimers on the next page.

**Over 35,000 financial advisors have chosen CI Investments as a partner. We believe that Canadians have the best opportunity for investment success by using the services of a professional financial advisor. [Learn more at ci.com](https://www.ci.com).**

<sup>1</sup> Commissions, trailing commissions, management fees and expenses all may be associated with mutual fund investments. Please read the prospectus before investing. The indicated rates of return are the historical annual compounded total returns (net of fees and expenses payable by the fund) including changes in security value and reinvestment of all dividends/distributions and do not take into account sales, redemption, distribution or optional charges or income taxes payable by any securityholder that would have reduced returns. Mutual funds are not guaranteed, their values change frequently, and past performance may not be repeated.

<sup>2</sup> The risk level of a fund has been determined in accordance with a standardized risk classification methodology in National Instrument 81-102, that is based on the fund's historical volatility as measured by the 10-year standard deviation of the fund's returns. Where a fund has offered securities to the public for less than 10 years, the standardized methodology requires that the standard deviation of a reference mutual fund or index that reasonably approximates the fund's standard deviation be used to determine the fund's risk rating. Please note that historical performance may not be indicative of future returns and a fund's historical volatility may not be indicative of future volatility.

<sup>3</sup> Please refer to the fund's simplified prospectus for distribution information.

<sup>5</sup> Portfolio allocations will fluctuate over the life of the mutual fund as the portfolio holdings and market value of each security changes. The portfolio manager(s) may change the portfolio allocations in some or all of the sectors.

The contents are not to be used or construed as investment advice or as an endorsement or recommendation of any entity of security discussed.

©CI Investments and the CI Investments design are registered trademarks of CI Investments Inc. © CI Investments Inc. 2026. All rights reserved. "Trusted Partner in Wealth" is a trademark of CI Investments Inc.

Published April 2026