

Enhanced Income Corporate Class

Class E CAD



AS AT JANUARY 31, 2021

FUND OVERVIEW

This fund invests primarily in corporate bonds, income trusts, and other income generating securities.

FUND DETAILS

Inception date	August 2008
Total net assets (\$CAD) As at 2021-01-31	\$824.8 million
NAVPS	\$15.4378
MER (%) As at 2019-03-31	2.09
Management fee (%)	1.65
Asset class	Diversified Income
Currency	CAD
Minimum investment	\$250,000 initial / \$25 additional
Distribution frequency	Annually
Last distribution	\$0.1270

Risk rating²

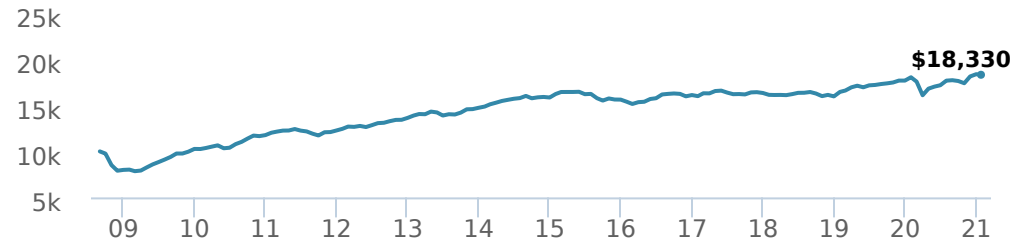


FUND CODES

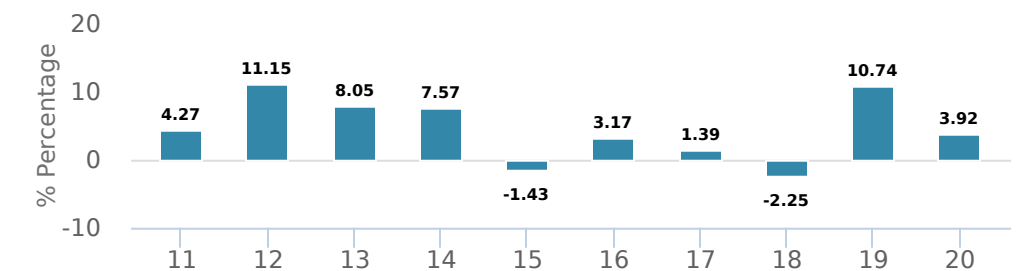
	T8	
E	ISC 15669 DSC 15869 LL 15569 IDSC 15769	ISC 13169 DSC 13369 LL 13069 IDSC 13269
A	ISC 17669 DSC 17869 LL 17569 IDSC 17769	
F	80558	80858
I	15469	13469
OF	17369	
W	ISC 18669 DSC 18869 LL 18569	AMS-ISC 13669 AMS-DSC 13869 AMS-LL 13569

PERFORMANCE¹

Growth of \$10,000 (since performance inception date)



Calendar year performance



Average annual compound returns

YTD	1 Mo	3 Mo	6 Mo	1 Y	3 Y	5 Y	10 Y	Inception*
-0.30%	-0.30%	5.30%	3.60%	1.50%	4.30%	3.50%	4.30%	5.00%

*Since performance inception date

DISTRIBUTION HISTORY³

Payable date	Total	Payable date	Total
2020-12-18	0.1270	2019-09-27	0.0753
2020-09-25	0.1322	2019-06-21	0.0812
2020-06-26	0.1274	2018-12-14	0.0040
2020-03-20	0.2511	2018-12-14	0.0040
2019-12-13	0.0731	2018-12-14	0.0040

CI PREFERRED PRICING⁴

Investment amount	Combined fee reduction
\$500,000 and above	0.03%
\$1,000,000 and above	0.07%
\$2,500,000 and above	0.13%
\$5,000,000 and above	0.19%


MANAGEMENT TEAM



Signature Global Asset Management, a division of CI Investments Inc., is among the largest portfolio management teams in Canada, managing a full range of global and Canadian income, equity and balanced mandates. Chief Investment Officer Eric Bushell was named Morningstar Fund Manager of the Decade in 2010.



Eric Bushell



Geof Marshall

Enhanced Income Corporate Class

Class E CAD



AS AT JANUARY 31, 2021

PORTFOLIO ALLOCATIONS⁵

Asset allocation	(%)	Sector allocation	(%)	Geographic allocation	(%)
US Equity	32.56%	Fixed Income	20.71%	United States	51.89%
International Equity	16.29%	Other	19.68%	Canada	25.37%
Canadian Equity	14.32%	Real Estate	13.08%	Other	10.43%
Foreign Corporate Bonds	12.90%	Financial Services	10.56%	Japan	2.62%
Cash and Equivalents	8.06%	Technology	8.60%	Australia	2.12%
Income Trust Units	3.99%	Cash and Cash Equivalent	8.04%	United Kingdom	2.10%
Foreign Government Bonds	3.84%	Utilities	5.69%	Germany	1.80%
Commodities	3.06%	Industrial Services	5.39%	Cayman Islands	1.45%
Other	2.77%	Energy	4.21%	Netherlands	1.16%
Canadian Corporate Bonds	2.21%	Consumer Goods	4.04%	Switzerland	1.06%

TOP HOLDINGS

	Sector	(%)
1. SPDR S&P 500 ETF (SPY)	Exchange Traded Fund	9.23%
2. CI Munro Alternative Global Growth Fund Class I	Mutual Fund	8.44%
3. iShares Core MSCI EAFE ETF (IEFA)	Exchange Traded Fund	7.47%
4. iShares Russell 1000 Value Index ETF (IWD)	Exchange Traded Fund	6.68%
5. iShares Core S&P/TSX Capped Composit Idx ETF (XIC)	Exchange Traded Fund	6.57%
6. Evolution Real Estate Investment Pool Class I	Mutual Fund	5.03%
7. CI DoubleLine Core Plus Fixed Income US\$ Fd IH C\$	Mutual Fund	3.72%
8. Signature High Yield Bond Fund Class I	Fixed Income	3.54%
9. iShares 20+ Year Treasury Bond ETF (TLT)	Fixed Income	3.05%
10. SPDR Gold Trust ETF (GLD)	Exchange Traded Fund	3.03%
11. CI Income Fund Class I	Mutual Fund	2.17%
12. Sentry Precious Metals Fund Series I	Mutual Fund	1.66%
13. CI First Asset Global Financial Sector ETF (FSF)	Exchange Traded Fund	1.56%
14. Brookfield Asset Management Inc CI A	Diversified Financial Services	1.19%
15. Prologis Inc	Real Estate Support Services	1.07%

Note: This page is not complete without disclaimers on the next page.

Over 35,000 financial advisors have chosen CI Investments as a partner. We believe that Canadians have the best opportunity for investment success by using the services of a professional financial advisor. [Learn more at ci.com](https://www.ci.com).

¹ Commissions, trailing commissions, management fees and expenses all may be associated with mutual fund investments. Please read the prospectus before investing. The indicated rates of return are the historical annual compounded total returns (net of fees and expenses payable by the fund) including changes in security value and reinvestment of all dividends/distributions and do not take into account sales, redemption, distribution or optional charges or income taxes payable by any securityholder that would have reduced returns. Mutual funds are not guaranteed, their values change frequently, and past performance may not be repeated.

² The risk level of a fund has been determined in accordance with a standardized risk classification methodology in National Instrument 81-102, that is based on the fund's historical volatility as measured by the 10-year standard deviation of the fund's returns. Where a fund has offered securities to the public for less than 10 years, the standardized methodology requires that the standard deviation of a reference mutual fund or index that reasonably approximates the fund's standard deviation be used to determine the fund's risk rating. Please note that historical performance may not be indicative of future returns and a fund's historical volatility may not be indicative of future volatility.

³ Please refer to the fund's simplified prospectus for distribution information.

⁴ CI Preferred Pricing fee reductions apply to management and administration fees and start at \$100,000.

⁵ Portfolio allocations will fluctuate over the life of the mutual fund as the portfolio holdings and market value of each security changes. The portfolio manager(s) may change the portfolio allocations in some or all of the sectors.

The contents are not to be used or construed as investment advice or as an endorsement or recommendation of any entity of security discussed.

®CI Investments and the CI Investments design are registered trademarks of CI Investments Inc. © CI Investments Inc. 2021. All rights reserved. "Trusted Partner in Wealth" is a trademark of CI Investments Inc.

Published February 2021