

Global Fixed Income Corporate Class

Class ET8 CAD



AS AT MARCH 31, 2026

FUND OVERVIEW

This fund invests primarily in high quality debt securities of or guaranteed by governments, governmental agencies, other governmental entities and supra-national agencies in a variety of countries throughout the world and denominated in the currencies of such countries.

FUND DETAILS

Inception date	June 2011
Total net assets (\$CAD) As at 2026-03-31	\$351.4 million
NAVPS	\$2.8241
MER (%) As at 2025-09-30	2.18
Management fee (%)	Negotiable
Asset class	Global Fixed Income
Currency	CAD
Minimum investment	\$250,000 initial / \$25 additional
Distribution frequency	Monthly
Last distribution	\$0.0288

Risk rating²



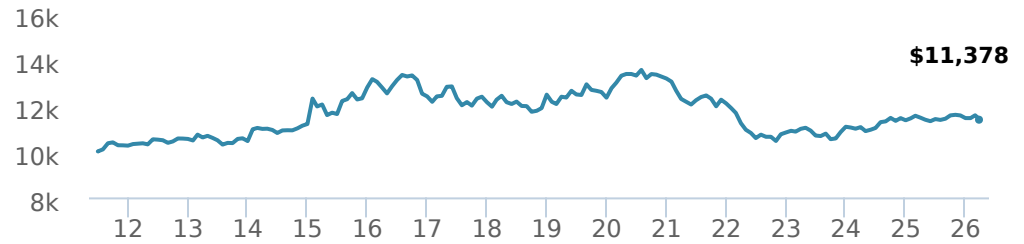
FUND CODES

	T8	
E	ISC 15654	ISC 13154
	DSC SO* 15854	DSC SO* 13354
	LL SO* 15554	LL SO* 13054
	IDSC SO* 15754	IDSC SO* 13254
A	ISC 17654	
	DSC SO* 17854	
	LL 17554	
	IDSC SO* 17754	
F	80559	80859
I	15454	13454
OF	17354	
W	ISC 18654	13654
	DSC SO* 18854	
	LL 18554	
	IDSC SO* 18754	

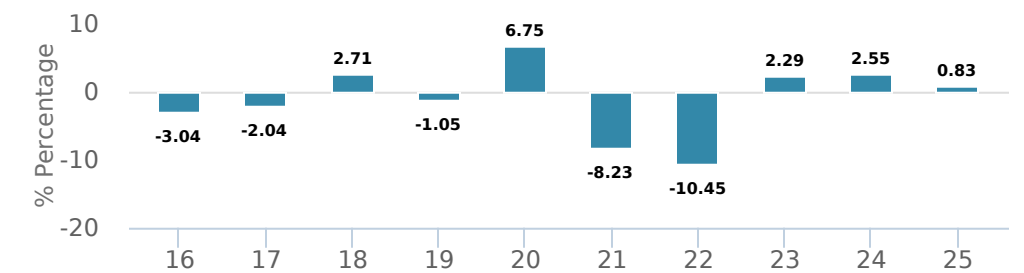
*No new purchases directly into switch only funds.

PERFORMANCE¹

Growth of \$10,000 (since performance inception date)



Calendar year performance



Average annual compound returns

YTD	1 Mo	3 Mo	6 Mo	1 Y	3 Y	5 Y	10 Y	Inception*
-0.60%	-1.70%	-0.60%	-1.60%	-0.80%	1.20%	-1.50%	-1.20%	0.90%

*Since performance inception date

DISTRIBUTION HISTORY³

Payable date	Total	Payable date	Total
2022-06-23	0.0288	2022-02-25	0.0288
2022-05-27	0.0288	2022-01-28	0.0288
2022-04-22	0.0288	2021-12-23	0.0347
2022-03-25	0.0159	2021-11-26	0.0347
2022-03-24	0.0288	2021-10-22	0.0347


CI PREFERRED PRICING⁴

Investment amount	Combined fee reduction
\$1,000,000 and above	0.01%
\$2,500,000 and above	0.06%
\$5,000,000 and above	0.10%


MANAGEMENT TEAM



CI Global Asset Management (CI GAM) is an integrated global investment asset manager with a strong lineup of relevant investment solutions that will help today's investors meet their financial goals. Our strength comes from our lineup of portfolio managers and the range of expertise they provide. Our teams employ some of the industry's brightest investment minds, whose knowledge and experience in research, security selection and risk management work on your behalf.



John Shaw



Fernanda Fenton

Note: This page is not complete without disclaimers on the next page.

Global Fixed Income Corporate Class

Class ET8 CAD



AS AT MARCH 31, 2026

PORTFOLIO ALLOCATIONS⁵

Asset allocation	(%)	Sector allocation	(%)	Geographic allocation	(%)
Foreign Government Bonds	51.78%	Fixed Income	91.87%	United States	43.83%
Foreign Corporate Bonds	26.15%	Cash and Cash Equivalent	8.03%	Canada	18.08%
Canadian Government Bonds	9.88%	Financial Services	0.18%	Other	7.78%
Cash and Equivalents	8.03%	Other	-0.08%	Spain	7.24%
Canadian Corporate Bonds	4.05%			Germany	5.71%
US Equity	0.18%			Japan	4.29%
Other	-0.07%			Europe	3.90%
				United Kingdom	3.28%
				Australia	3.15%
				France	2.74%

UNDERLYING FUND ALLOCATIONS

	Sector	(%)
1. Global Fixed Income Pool (Ser I)	Fixed Income	99.52%

TOP HOLDINGS

	Sector	(%)
1. United States Treasury 4.00% 31-Jul-2029	Fixed Income	4.74%
2. Spain Government 3.50% 31-May-2029	Fixed Income	3.40%
3. Spain Government 3.25% 30-Apr-2034	Fixed Income	3.20%
4. Japan Government 0.10% 20-Dec-2030	Fixed Income	3.01%
5. United States Treasury Note/Bond 4.13% 15-Feb-2036	Fixed Income	2.46%
6. Alberta Province 2.20% 01-Jun-2026	Cash and Cash Equivalent	2.32%
7. Australia Government 3.00% 21-Nov-2033	Fixed Income	2.26%
8. Germany Government 2.60% 15-Aug-2034	Fixed Income	2.21%
9. Canada Government 3.25% 01-Nov-2026	Fixed Income	2.00%
10. Canadian Government Bond 2.25% 01-Feb-2028	Fixed Income	1.95%
11. United Kingdom Government 4.50% 07-Mar-2035	Fixed Income	1.95%
12. Canada Government 3.25% 01-Dec-2035	Fixed Income	1.76%
13. United States Treasury 4.63% 15-Feb-2035	Fixed Income	1.60%
14. Canada Government 3.00% 01-Jun-2034	Fixed Income	1.59%
15. France Government 25-Nov-2031	Fixed Income	1.55%

Note: This page is not complete without disclaimers on the next page.

Over 35,000 financial advisors have chosen CI Investments as a partner. We believe that Canadians have the best opportunity for investment success by using the services of a professional financial advisor. [Learn more at ci.com.](#)

¹ Commissions, trailing commissions, management fees and expenses all may be associated with mutual fund investments. Please read the prospectus before investing. The indicated rates of return are the historical annual compounded total returns (net of fees and expenses payable by the fund) including changes in security value and reinvestment of all dividends/distributions and do not take into account sales, redemption, distribution or optional charges or income taxes payable by any securityholder that would have reduced returns. Mutual funds are not guaranteed, their values change frequently, and past performance may not be repeated.

² The risk level of a fund has been determined in accordance with a standardized risk classification methodology in National Instrument 81-102, that is based on the fund's historical volatility as measured by the 10-year standard deviation of the fund's returns. Where a fund has offered securities to the public for less than 10 years, the standardized methodology requires that the standard deviation of a reference mutual fund or index that reasonably approximates the fund's standard deviation be used to determine the fund's risk rating. Please note that historical performance may not be indicative of future returns and a fund's historical volatility may not be indicative of future volatility.

³ Please refer to the fund's simplified prospectus for distribution information.

⁴ CI Preferred Pricing fee reductions apply to management and administration fees and start at \$100,000.

⁵ Portfolio allocations will fluctuate over the life of the mutual fund as the portfolio holdings and market value of each security changes. The portfolio manager(s) may change the portfolio allocations in some or all of the sectors.

The contents are not to be used or construed as investment advice or as an endorsement or recommendation of any entity of security discussed.

®CI Investments and the CI Investments design are registered trademarks of CI Investments Inc. © CI Investments Inc. 2026. All rights reserved. "Trusted Partner in Wealth" is a trademark of CI Investments Inc.

Published April 2026