

# International Equity Value Currency Hedged Pool

Class E CAD



AS AT JANUARY 31, 2021

## FUND OVERVIEW

This fund invests primarily in a diversified portfolio of equity and equity-related securities of international issuers, while hedging against changes to the exchange rates between the Canadian and major foreign currencies. This fund will not invest in Canadian or US issuers.

## FUND DETAILS

Inception date	January 2019
Total net assets (\$CAD) As at 2021-01-31	\$16.9 million
NAVPS	\$10.7151
MER (%) As at 2019-06-30	0.00
Management fee (%)	1.90
Asset class	International Equity
Currency	CAD
Minimum investment	\$250,000 initial / \$25 additional

## Risk rating<sup>2</sup>

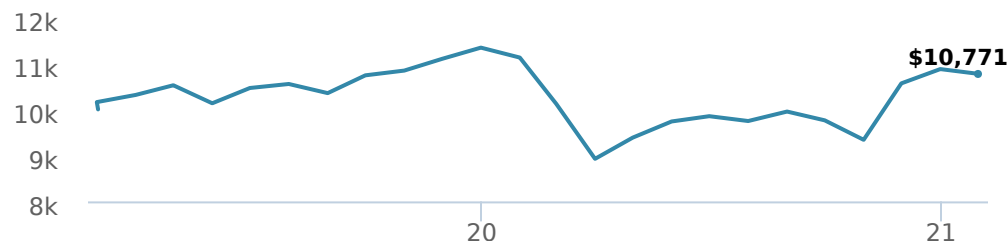


## FUND CODES

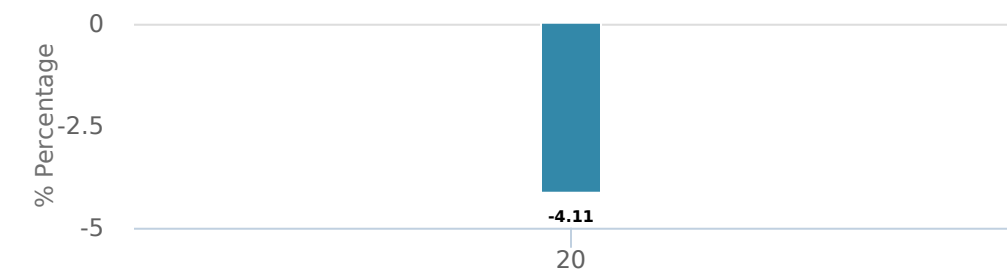
E	ISC 16675 DSC 16775 LL 16575
F	80593
I	16475

## PERFORMANCE<sup>1</sup>

Growth of \$10,000 (since performance inception date)



Calendar year performance



Average annual compound returns

YTD	1 Mo	3 Mo	6 Mo	1 Y	3 Y	5 Y	10 Y	Inception*
-1.00%	-1.00%	15.30%	10.50%	-3.20%	-	-	-	3.80%

\*Since performance inception date


## CI PREFERRED PRICING<sup>4</sup>

Investment amount	Combined fee reduction
\$500,000 and above	0.00%
\$1,000,000 and above	0.02%
\$2,500,000 and above	0.13%
\$5,000,000 and above	0.25%


## MANAGEMENT TEAM



Epoch Investment Partners is an investment management firm founded by Wall Street veteran William Priest and associates. Epoch uses a value-based approach that focuses on companies with superior shareholder yield.



William W. Priest



David N. Pearl

# International Equity Value Currency Hedged Pool

Class E CAD



AS AT JANUARY 31, 2021

## PORTFOLIO ALLOCATIONS<sup>5</sup>

Asset allocation	(%)	Sector allocation	(%)	Geographic allocation	(%)
International Equity	86.31%	Financial Services	24.79%	United Kingdom	17.68%
Cash and Equivalents	7.99%	Healthcare	15.02%	Japan	14.09%
US Equity	5.75%	Consumer Goods	12.59%	Other	12.29%
Other	-0.05%	Other	10.22%	France	12.16%
		Cash and Cash Equivalent	7.99%	Switzerland	10.11%
		Technology	7.27%	Canada	7.79%
		Industrial Goods	6.23%	Germany	7.72%
		Telecommunications	5.69%	Netherlands	7.06%
		Industrial Services	5.33%	United States	5.96%
		Real Estate	4.87%	Cayman Islands	5.14%

## TOP HOLDINGS

	Sector	(%)
1. United International Equity Value Curr Hgd CC I	Mutual Fund	99.61%

Note: This page is not complete without disclaimers on the next page.

Over 35,000 financial advisors have chosen CI Investments as a partner. We believe that Canadians have the best opportunity for investment success by using the services of a professional financial advisor. [Learn more at ci.com](https://www.ci.com).

<sup>1</sup> Commissions, trailing commissions, management fees and expenses all may be associated with mutual fund investments. Please read the prospectus before investing. The indicated rates of return are the historical annual compounded total returns (net of fees and expenses payable by the fund) including changes in security value and reinvestment of all dividends/distributions and do not take into account sales, redemption, distribution or optional charges or income taxes payable by any securityholder that would have reduced returns. Mutual funds are not guaranteed, their values change frequently, and past performance may not be repeated.

<sup>2</sup> The risk level of a fund has been determined in accordance with a standardized risk classification methodology in National Instrument 81-102, that is based on the fund's historical volatility as measured by the 10-year standard deviation of the fund's returns. Where a fund has offered securities to the public for less than 10 years, the standardized methodology requires that the standard deviation of a reference mutual fund or index that reasonably approximates the fund's standard deviation be used to determine the fund's risk rating. Please note that historical performance may not be indicative of future returns and a fund's historical volatility may not be indicative of future volatility.

<sup>4</sup> CI Preferred Pricing fee reductions apply to management and administration fees and start at \$100,000.

<sup>5</sup> Portfolio allocations will fluctuate over the life of the mutual fund as the portfolio holdings and market value of each security changes. The portfolio manager(s) may change the portfolio allocations in some or all of the sectors.

The contents are not to be used or construed as investment advice or as an endorsement or recommendation of any entity of security discussed.

©CI Investments and the CI Investments design are registered trademarks of CI Investments Inc. © CI Investments Inc. 2021. All rights reserved. "Trusted Partner in Wealth" is a trademark of CI Investments Inc.

Published February 2021