

AS AT JANUARY 31, 2021

FUND OVERVIEW

This fund invests primarily in a diversified portfolio of real estate investment trust units, equity securities and equity-related securities of those companies or entities in the real estate industry throughout the world.

FUND DETAILS

Inception date	August 2008
Total net assets (\$CAD) As at 2021-01-31	\$556.2 million
NAVPS	\$14.6755
MER (%) As at 2019-03-31	2.61
Management fee (%)	2.10
Asset class	Specialty
Currency	CAD
Minimum investment	\$250,000 initial / \$25 additional
Distribution frequency	Annually
Last distribution	\$0.1334

Risk rating²

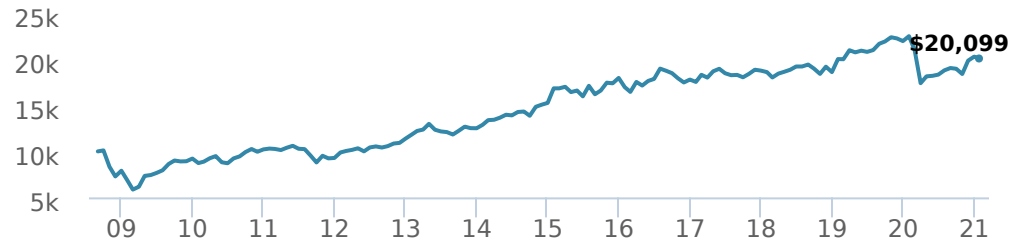


FUND CODES

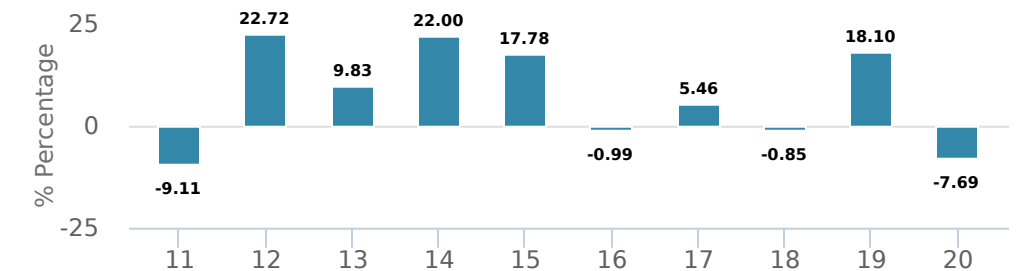
	T8	
E	ISC 15668 DSC 15868 LL 15568 IDSC 15768	ISC 13168 DSC 13368 LL 13068 IDSC 13268
A	ISC 17668 DSC 17868 LL 17568 IDSC 17768	
F	80564	80864
I	15468	13468
OF	17368	
W	ISC 18668 DSC 18868 LL 18568	AMS-ISC 13668 AMS-DSC 13868 AMS-LL 13568

PERFORMANCE¹

Growth of \$10,000 (since performance inception date)



Calendar year performance



Average annual compound returns

YTD	1 Mo	3 Mo	6 Mo	1 Y	3 Y	5 Y	10 Y	Inception [*]
-1.00%	-1.00%	9.20%	6.90%	-10.80%	2.60%	3.40%	6.90%	5.80%

^{*}Since performance inception date

DISTRIBUTION HISTORY³

Payable date	Total	Payable date	Total
2020-12-18	0.1334	2019-09-27	0.1824
2020-09-25	0.1369	2019-06-21	0.1816
2020-06-26	0.1500	2018-12-14	0.0618
2020-03-20	0.3166	2018-12-14	0.0618
2019-12-13	0.1878	2018-12-14	0.0618


CI PREFERRED PRICING⁴

Investment amount	Combined fee reduction
\$500,000 and above	0.05%
\$1,000,000 and above	0.12%
\$2,500,000 and above	0.23%
\$5,000,000 and above	0.35%


MANAGEMENT TEAM

COHEN & STEERS

Cohen & Steers Capital Management, Inc., based in New York, is an independent registered investment advisor specializing in the management of real estate securities portfolios. Founded in 1986 by Martin Cohen and Robert H. Steers, two of the most experienced U.S. investors in this area, the company was the first in the U.S. to focus on real estate securities. Today, the company is recognized as an industry leader and foremost innovator.



Jon Cheigh



Joseph Harvey

AS AT JANUARY 31, 2021

PORTFOLIO ALLOCATIONS⁵

Asset allocation	(%)	Sector allocation	(%)	Geographic allocation	(%)
US Equity	50.48%	Real Estate	86.63%	United States	50.56%
International Equity	39.05%	Consumer Services	4.74%	Japan	11.81%
Income Trust Units	7.27%	Cash and Cash Equivalent	3.18%	Other	7.96%
Cash and Equivalents	3.18%	Telecommunications	1.61%	Germany	7.14%
Other	0.02%	Industrial Services	1.24%	United Kingdom	4.44%
		Healthcare	0.77%	Hong Kong	4.09%
		Industrial Goods	0.68%	Australia	3.79%
		Basic Materials	0.58%	Canada	3.62%
		Technology	0.55%	Singapore	3.44%
		Other	0.02%	France	3.15%

TOP HOLDINGS

	Sector	(%)
1. Prologis Inc	Real Estate Support Services	4.28%
2. Simon Property Group Inc	Real Estate	4.21%
3. Public Storage	Real Estate Investment Trust	4.03%
4. Ventas Inc	Real Estate	3.20%
5. Healthpeak Properties Inc	Real Estate Investment Trust	3.15%
6. Deutsche Annington Immobilien SE	Real Estate	2.97%
7. UDR Inc	Real Estate	2.73%
8. Deutsche Wohnen AG	Real Estate	2.48%
9. Mitsui Fudosan Co Ltd	Real Estate	2.46%
10. Vereit Inc	Real Estate	2.30%
11. Essex Property Trust Inc	Real Estate	2.28%
12. Extra Space Storage Inc	Real Estate	2.22%
13. Duke Realty Corp	Real Estate	2.10%
14. VICI Properties Inc	Leisure	1.92%
15. Invitation Homes Inc	Real Estate	1.86%

Over 35,000 financial advisors have chosen CI Investments as a partner. We believe that Canadians have the best opportunity for investment success by using the services of a professional financial advisor. [Learn more at ci.com](https://www.ci.com).

¹ Commissions, trailing commissions, management fees and expenses all may be associated with mutual fund investments. Please read the prospectus before investing. The indicated rates of return are the historical annual compounded total returns (net of fees and expenses payable by the fund) including changes in security value and reinvestment of all dividends/distributions and do not take into account sales, redemption, distribution or optional charges or income taxes payable by any securityholder that would have reduced returns. Mutual funds are not guaranteed, their values change frequently, and past performance may not be repeated.

² The risk level of a fund has been determined in accordance with a standardized risk classification methodology in National Instrument 81-102, that is based on the fund's historical volatility as measured by the 10-year standard deviation of the fund's returns. Where a fund has offered securities to the public for less than 10 years, the standardized methodology requires that the standard deviation of a reference mutual fund or index that reasonably approximates the fund's standard deviation be used to determine the fund's risk rating. Please note that historical performance may not be indicative of future returns and a fund's historical volatility may not be indicative of future volatility.

³ Please refer to the fund's simplified prospectus for distribution information.

⁴ CI Preferred Pricing fee reductions apply to management and administration fees and start at \$100,000.

⁵ Portfolio allocations will fluctuate over the life of the mutual fund as the portfolio holdings and market value of each security changes. The portfolio manager(s) may change the portfolio allocations in some or all of the sectors.

The contents are not to be used or construed as investment advice or as an endorsement or recommendation of any entity of security discussed.

®CI Investments and the CI Investments design are registered trademarks of CI Investments Inc. © CI Investments Inc. 2021. All rights reserved. "Trusted Partner in Wealth" is a trademark of CI Investments Inc.

Published February 2021