

Real Estate Investment Corporate Class



Class W CAD

Not available to retail investors / for approved investors only

AS AT MARCH 31, 2026

FUND OVERVIEW

This fund invests primarily in a diversified portfolio of real estate investment trust units, equity securities and equity-related securities of those companies or entities in the real estate industry throughout the world.

FUND DETAILS

Inception date	October 2007
Total net assets (\$CAD) As at 2026-03-31	\$435.4 million
NAVPS	\$20.4397
MER (%) As at 2025-09-30	0.18
Management fee (%)	Negotiable
Asset class	Sector Equity
Currency	CAD
Minimum investment	\$100 initial / \$25 additional
Distribution frequency	Annually
Last distribution	\$0.0364

Risk rating²



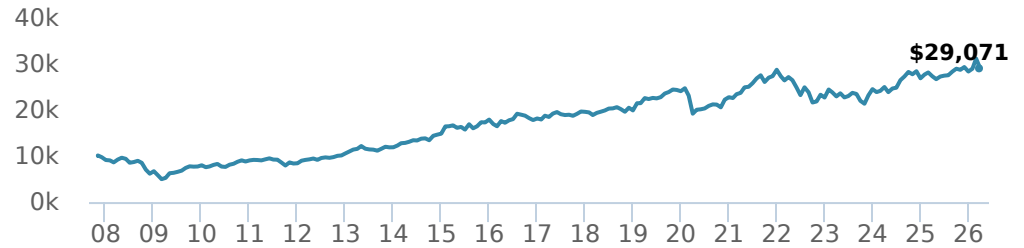
FUND CODES

	T8	
W	ISC 18668 DSC SO* 18868 LL 18568 IDSC SO* 18768	13668
A	ISC 17668 DSC SO* 17868 LL 17568 IDSC SO* 17768	
E	ISC 15668 DSC SO* 15868 LL SO* 15568 IDSC SO* 15768	ISC 13168 DSC SO* 13368 LL SO* 13068 IDSC SO* 13268
F	80564	80864
I	NL 15468	NL 13468
OF	17368	

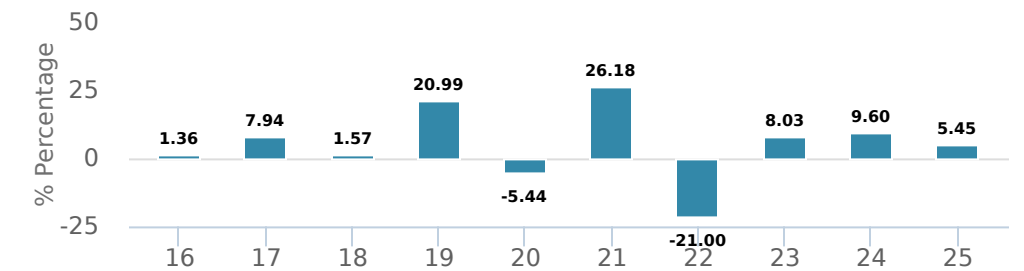
*No new purchases directly into switch only funds.

PERFORMANCE¹

Growth of \$10,000 (since performance inception date)



Calendar year performance



Average annual compound returns

YTD	1 Mo	3 Mo	6 Mo	1 Y	3 Y	5 Y	10 Y	Inception*
2.50%	-6.80%	2.50%	0.30%	6.30%	8.20%	4.10%	5.10%	5.90%

*Since performance inception date

DISTRIBUTION HISTORY³

Payable date	Total	Payable date	Total
2026-03-27	0.0364	2020-06-26	0.1664
2025-03-28	0.0499	2020-03-20	0.3490
2022-03-25	0.6444	2019-12-13	0.2056
2020-12-18	0.1497	2019-09-27	0.1987
2020-09-25	0.1528	2019-06-21	0.1966


MANAGEMENT TEAM

COHEN & STEERS


Cohen & Steers Capital Management, Inc., based in New York, is an independent registered investment advisor specializing in the management of real estate securities portfolios. Founded in 1986 by Martin Cohen and Robert H. Steers, two of the most experienced U.S. investors in this area, the company was the first in the U.S. to focus on real estate securities. Today, the company is recognized as an industry leader and foremost innovator.



Jon Cheigh



Jason Yablon



William Leung



Rogier Quirijns

Note: This page is not complete without disclaimers on the next page.

Real Estate Investment Corporate Class

Class W CAD

Not available to retail investors / for approved investors only



AS AT MARCH 31, 2026

PORTFOLIO ALLOCATIONS⁵

Asset allocation	(%)	Sector allocation	(%)	Geographic allocation	(%)
US Equity	63.43%	Real Estate	96.44%	United States	63.61%
International Equity	24.66%	Cash and Cash Equivalent	1.62%	Japan	8.61%
Income Trust Units	10.32%	Technology	0.89%	Other	6.19%
Cash and Equivalents	1.62%	Consumer Services	0.76%	Australia	5.18%
Other	-0.03%	Healthcare	0.32%	United Kingdom	3.26%
		Other	-0.03%	Canada	3.00%
				Hong Kong	2.99%
				Singapore	2.95%
				France	2.49%
				Belgium	1.72%

TOP HOLDINGS

	Sector	(%)
1. Welltower Inc	Real Estate Investment Trust	10.29%
2. Digital Realty Trust Inc	Real Estate Investment Trust	6.69%
3. Prologis Inc	Real Estate Investment Trust	4.97%
4. Equinix Inc	Real Estate Investment Trust	4.73%
5. Extra Space Storage Inc	Real Estate Investment Trust	3.10%
6. Sun Communities Inc	Real Estate Investment Trust	2.97%
7. Goodman Group - Units	Real Estate Investment Trust	2.35%
8. Crown Castle International Corp	Real Estate Investment Trust	2.20%
9. Agree Realty Corp	Real Estate Investment Trust	2.08%
10. Kimco Realty Corp	Real Estate Investment Trust	2.07%
11. Simon Property Group Inc	Real Estate Investment Trust	1.88%
12. Boston Properties Inc	Real Estate Investment Trust	1.80%
13. Iron Mountain Inc	Real Estate Investment Trust	1.80%
14. Mitsui Fudosan Co Ltd	Real Estate Development	1.79%
15. Invitation Homes Inc	Real Estate Investment Trust	1.77%

Note: This page is not complete without disclaimers on the next page.

Over 35,000 financial advisors have chosen CI Investments as a partner. We believe that Canadians have the best opportunity for investment success by using the services of a professional financial advisor. [Learn more at ci.com](https://www.ci.com).

¹ Commissions, trailing commissions, management fees and expenses all may be associated with mutual fund investments. Please read the prospectus before investing. The indicated rates of return are the historical annual compounded total returns (net of fees and expenses payable by the fund) including changes in security value and reinvestment of all dividends/distributions and do not take into account sales, redemption, distribution or optional charges or income taxes payable by any securityholder that would have reduced returns. Mutual funds are not guaranteed, their values change frequently, and past performance may not be repeated.

² The risk level of a fund has been determined in accordance with a standardized risk classification methodology in National Instrument 81-102, that is based on the fund's historical volatility as measured by the 10-year standard deviation of the fund's returns. Where a fund has offered securities to the public for less than 10 years, the standardized methodology requires that the standard deviation of a reference mutual fund or index that reasonably approximates the fund's standard deviation be used to determine the fund's risk rating. Please note that historical performance may not be indicative of future returns and a fund's historical volatility may not be indicative of future volatility.

³ Please refer to the fund's simplified prospectus for distribution information.

⁵ Portfolio allocations will fluctuate over the life of the mutual fund as the portfolio holdings and market value of each security changes. The portfolio manager(s) may change the portfolio allocations in some or all of the sectors.

The contents are not to be used or construed as investment advice or as an endorsement or recommendation of any entity of security discussed.

©CI Investments and the CI Investments design are registered trademarks of CI Investments Inc. © CI Investments Inc. 2026. All rights reserved. "Trusted Partner in Wealth" is a trademark of CI Investments Inc.

Published April 2026