

# Real Estate Investment Pool

Class F CAD



AS AT MARCH 31, 2026

## FUND OVERVIEW

### FUND DETAILS

Inception date	May 2017
Total net assets (\$CAD) As at 2026-03-31	\$156.5 million
NAVPS	\$12.3061
MER (%) As at 2025-12-31	1.50
Management fee (%)	Negotiable
Asset class	Sector Equity
Currency	CAD
Minimum investment	\$250 initial / \$25 additional
Distribution frequency	Annually
Last distribution	\$0.1312

### Risk rating<sup>2</sup>



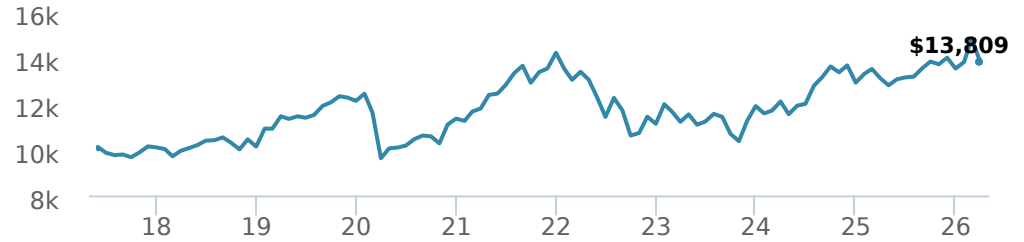
### FUND CODES

F	80584
A	ISC 19668 DSC SO* 19868 LL 19568 IDSC SO* 19768
E	ISC 16668 DSC SO* 16868 LL SO* 16568 IDSC SO* 16768
I	NL 16468
OF	NL 19318
W	ISC 9618 DSC SO* 9818 LL SO* 1368 IDSC SO* 9718

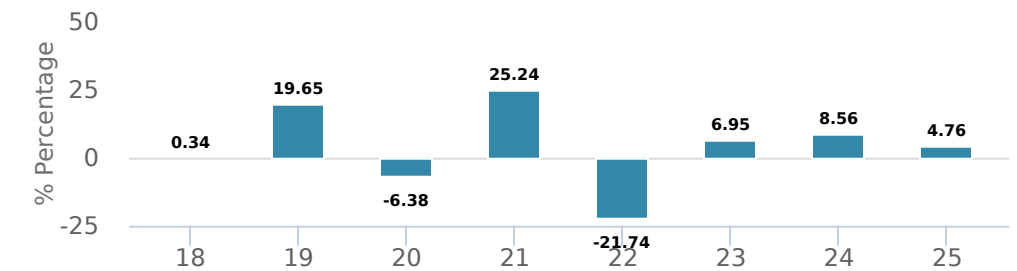
\*No new purchases directly into switch only funds.

## PERFORMANCE<sup>1</sup>

Growth of \$10,000 (since performance inception date)



### Calendar year performance



### Average annual compound returns

YTD	1 Mo	3 Mo	6 Mo	1 Y	3 Y	5 Y	10 Y	Inception*
2.20%	-6.90%	2.20%	-0.10%	5.50%	7.20%	3.20%	-	3.70%

\*Since performance inception date

### DISTRIBUTION HISTORY<sup>3</sup>

Payable date	Total	Payable date	Total
2025-12-19	0.1312	2024-06-21	0.0687
2025-09-26	0.0587	2024-03-22	0.0228
2025-06-27	0.0871	2023-09-22	0.0590
2024-12-13	0.1452	2023-06-23	0.0697
2024-09-27	0.0593	2023-03-24	0.0091


### CI PREFERRED PRICING<sup>4</sup>

Investment amount	Combined fee reduction
\$500,000 and above	0.05%
\$1,000,000 and above	0.12%
\$2,500,000 and above	0.23%
\$5,000,000 and above	0.35%


### MANAGEMENT TEAM

## COHEN & STEERS


Cohen & Steers Capital Management, Inc., based in New York, is an independent registered investment advisor specializing in the management of real estate securities portfolios. Founded in 1986 by Martin Cohen and Robert H. Steers, two of the most experienced U.S. investors in this area, the company was the first in the U.S. to focus on real estate securities. Today, the company is recognized as an industry leader and foremost innovator.




Jon Cheigh



Jason Yablon



William Leung



Rogier Quirijns

Note: This page is not complete without disclaimers on the next page.

AS AT MARCH 31, 2026

## PORTFOLIO ALLOCATIONS<sup>5</sup>

Asset allocation	(%)	Sector allocation	(%)	Geographic allocation	(%)
US Equity	<b>62.91%</b>	Real Estate	<b>95.67%</b>	United States	<b>63.07%</b>
International Equity	<b>24.56%</b>	Cash and Cash Equivalent	<b>2.25%</b>	Japan	<b>8.54%</b>
Income Trust Units	<b>10.25%</b>	Technology	<b>0.89%</b>	Other	<b>6.24%</b>
Cash and Equivalents	<b>2.25%</b>	Consumer Services	<b>0.79%</b>	Australia	<b>5.16%</b>
Other	<b>0.03%</b>	Healthcare	<b>0.37%</b>	Canada	<b>3.62%</b>
		Other	<b>0.03%</b>	United Kingdom	<b>3.28%</b>
				Hong Kong	<b>2.97%</b>
				Singapore	<b>2.93%</b>
				France	<b>2.48%</b>
				Belgium	<b>1.71%</b>

## TOP HOLDINGS

	Sector	(%)
1. Welltower Inc	Real Estate Investment Trust	<b>10.24%</b>
2. Digital Realty Trust Inc	Real Estate Investment Trust	<b>6.66%</b>
3. Prologis Inc	Real Estate Investment Trust	<b>4.94%</b>
4. Equinix Inc	Real Estate Investment Trust	<b>4.64%</b>
5. Extra Space Storage Inc	Real Estate Investment Trust	<b>3.07%</b>
6. Sun Communities Inc	Real Estate Investment Trust	<b>2.95%</b>
7. Goodman Group - Units	Real Estate Investment Trust	<b>2.33%</b>
8. Crown Castle International Corp	Real Estate Investment Trust	<b>2.18%</b>
9. Agree Realty Corp	Real Estate Investment Trust	<b>2.06%</b>
10. Kimco Realty Corp	Real Estate Investment Trust	<b>2.05%</b>
11. Simon Property Group Inc	Real Estate Investment Trust	<b>1.86%</b>
12. Cash	Cash and Cash Equivalent	<b>1.83%</b>
13. Boston Properties Inc	Real Estate Investment Trust	<b>1.81%</b>
14. Iron Mountain Inc	Real Estate Investment Trust	<b>1.79%</b>
15. Mitsui Fudosan Co Ltd	Real Estate Development	<b>1.78%</b>

**Over 35,000 financial advisors have chosen CI Investments as a partner. We believe that Canadians have the best opportunity for investment success by using the services of a professional financial advisor. [Learn more at ci.com.](#)**

<sup>1</sup> Commissions, trailing commissions, management fees and expenses all may be associated with mutual fund investments. Please read the prospectus before investing. The indicated rates of return are the historical annual compounded total returns (net of fees and expenses payable by the fund) including changes in security value and reinvestment of all dividends/distributions and do not take into account sales, redemption, distribution or optional charges or income taxes payable by any securityholder that would have reduced returns. Mutual funds are not guaranteed, their values change frequently, and past performance may not be repeated.

<sup>2</sup> The risk level of a fund has been determined in accordance with a standardized risk classification methodology in National Instrument 81-102, that is based on the fund's historical volatility as measured by the 10-year standard deviation of the fund's returns. Where a fund has offered securities to the public for less than 10 years, the standardized methodology requires that the standard deviation of a reference mutual fund or index that reasonably approximates the fund's standard deviation be used to determine the fund's risk rating. Please note that historical performance may not be indicative of future returns and a fund's historical volatility may not be indicative of future volatility.

<sup>3</sup> Please refer to the fund's simplified prospectus for distribution information.

<sup>4</sup> CI Preferred Pricing fee reductions apply to management and administration fees and start at \$100,000.

<sup>5</sup> Portfolio allocations will fluctuate over the life of the mutual fund as the portfolio holdings and market value of each security changes. The portfolio manager(s) may change the portfolio allocations in some or all of the sectors.

The contents are not to be used or construed as investment advice or as an endorsement or recommendation of any entity of security discussed.

®CI Investments and the CI Investments design are registered trademarks of CI Investments Inc. © CI Investments Inc. 2026. All rights reserved. "Trusted Partner in Wealth" is a trademark of CI Investments Inc.

Published April 2026