

US Equity Value Currency Hedged Pool

Class E CAD



AS AT JANUARY 31, 2021

FUND OVERVIEW

This fund invests primarily in a diversified portfolio of equity and equity-related securities of US issuers while hedging against changes to the exchange rate between the Canadian and US dollar.

FUND DETAILS

Inception date	January 2019
Total net assets (\$CAD) As at 2021-01-31	\$19.1 million
NAVPS	\$12.4715
MER (%) As at 2019-06-30	0.00
Management fee (%)	1.90
Asset class	U.S. Equity
Currency	CAD
Minimum investment	\$250,000 initial / \$25 additional

Risk rating²

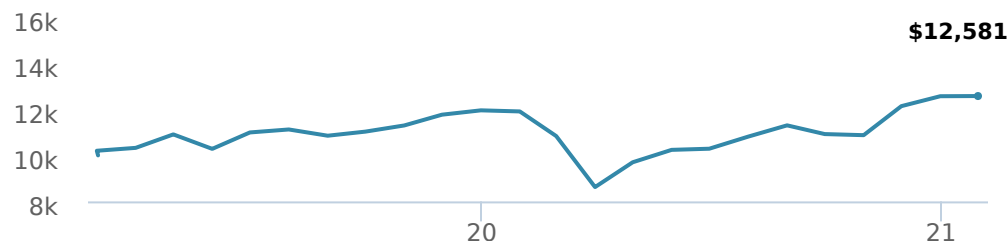


FUND CODES

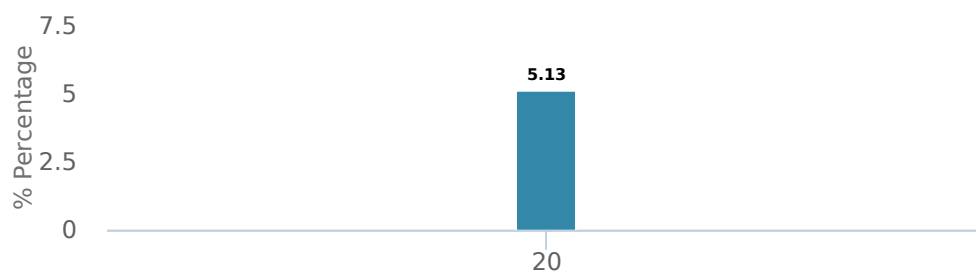
E	ISC 16673 DSC 16773 LL 16573
F	80591
I	16473

PERFORMANCE¹

Growth of \$10,000 (since performance inception date)



Calendar year performance



Average annual compound returns

	YTD	1 Mo	3 Mo	6 Mo	1 Y	3 Y	5 Y	10 Y	Inception*
	0.10%	0.10%	15.60%	16.30%	5.60%	-	-	-	12.10%

*Since performance inception date


CI PREFERRED PRICING⁴

Investment amount	Combined fee reduction
\$500,000 and above	0.00%
\$1,000,000 and above	0.01%
\$2,500,000 and above	0.12%
\$5,000,000 and above	0.24%

MANAGEMENT TEAM



Epoch Investment Partners is an investment management firm founded by Wall Street veteran William Priest and associates. Epoch uses a value-based approach that focuses on companies with superior shareholder yield.



William W. Priest



David N. Pearl

US Equity Value Currency Hedged Pool

Class E CAD



AS AT JANUARY 31, 2021

PORTFOLIO ALLOCATIONS⁵

Asset allocation	(%)	Sector allocation	(%)	Geographic allocation	(%)
US Equity	80.78%	Technology	33.94%	United States	83.62%
Cash and Equivalents	9.17%	Financial Services	16.03%	Canada	9.86%
International Equity	6.57%	Consumer Services	10.74%	Singapore	3.23%
Income Trust Units	2.41%	Cash and Cash Equivalent	9.17%	United Kingdom	1.25%
Canadian Equity	1.12%	Industrial Goods	8.34%	Bermuda	1.18%
Other	-0.05%	Healthcare	8.23%	Ireland	0.91%
		Consumer Goods	4.47%	Other	-0.05%
		Other	3.88%		
		Industrial Services	3.46%		
		Telecommunications	1.74%		

TOP HOLDINGS

	Sector	(%)
1. United US Equity Value Currency Hedged Crp CI I	Mutual Fund	99.71%

Note: This page is not complete without disclaimers on the next page.

Over 35,000 financial advisors have chosen CI Investments as a partner. We believe that Canadians have the best opportunity for investment success by using the services of a professional financial advisor. [Learn more at ci.com](https://www.ci.com).

¹ Commissions, trailing commissions, management fees and expenses all may be associated with mutual fund investments. Please read the prospectus before investing. The indicated rates of return are the historical annual compounded total returns (net of fees and expenses payable by the fund) including changes in security value and reinvestment of all dividends/distributions and do not take into account sales, redemption, distribution or optional charges or income taxes payable by any securityholder that would have reduced returns. Mutual funds are not guaranteed, their values change frequently, and past performance may not be repeated.

² The risk level of a fund has been determined in accordance with a standardized risk classification methodology in National Instrument 81-102, that is based on the fund's historical volatility as measured by the 10-year standard deviation of the fund's returns. Where a fund has offered securities to the public for less than 10 years, the standardized methodology requires that the standard deviation of a reference mutual fund or index that reasonably approximates the fund's standard deviation be used to determine the fund's risk rating. Please note that historical performance may not be indicative of future returns and a fund's historical volatility may not be indicative of future volatility.

⁴ CI Preferred Pricing fee reductions apply to management and administration fees and start at \$100,000.

⁵ Portfolio allocations will fluctuate over the life of the mutual fund as the portfolio holdings and market value of each security changes. The portfolio manager(s) may change the portfolio allocations in some or all of the sectors.

The contents are not to be used or construed as investment advice or as an endorsement or recommendation of any entity of security discussed.

©CI Investments and the CI Investments design are registered trademarks of CI Investments Inc. © CI Investments Inc. 2021. All rights reserved. "Trusted Partner in Wealth" is a trademark of CI Investments Inc.

Published February 2021