

U.S. Equity Value Currency Hedged Pool

Class F CAD



AS AT MARCH 31, 2026

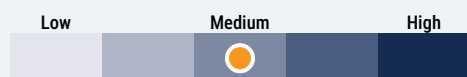
FUND OVERVIEW

This fund invests primarily in a diversified portfolio of equity and equity-related securities of U.S. issuers while hedging against changes to the exchange rate between the Canadian and U.S. dollar.

FUND DETAILS

Inception date	January 2019
Total net assets (\$CAD) As at 2026-03-31	\$5.6 million
NAVPS	\$16.7759
MER (%) As at 2025-12-31	1.28
Management fee (%)	Negotiable
Asset class	U.S. Equity
Currency	CAD
Minimum investment	\$250,000 initial / \$25 additional

Risk rating²



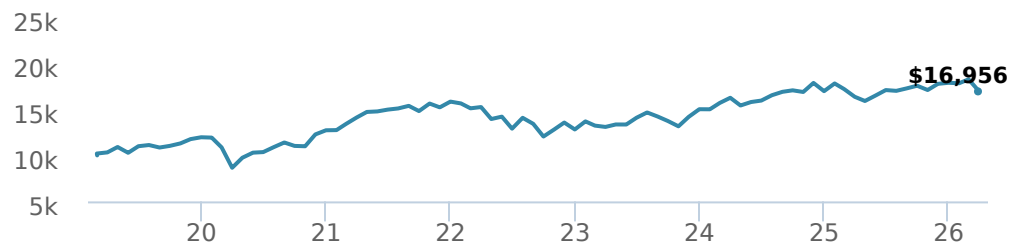
FUND CODES

F	80591
E	ISC 16673 DSC SO* 16873
I	16473

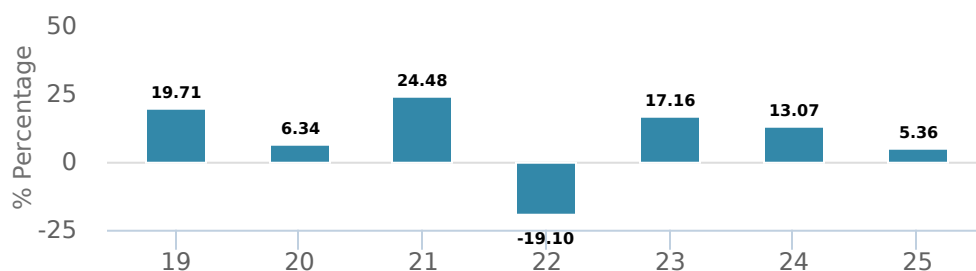
*No new purchases directly into switch only funds.

PERFORMANCE¹

Growth of \$10,000 (since performance inception date)



Calendar year performance



Average annual compound returns

	YTD	1 Mo	3 Mo	6 Mo	1 Y	3 Y	5 Y	10 Y	Inception*
	-5.20%	-7.20%	-5.20%	-3.50%	3.60%	9.00%	3.70%	-	7.60%

*Since performance inception date

CI PREFERRED PRICING⁴

Investment amount	Combined fee reduction
\$500,000 and above	0.00%
\$1,000,000 and above	1.11%
\$2,500,000 and above	1.11%
\$5,000,000 and above	1.11%

Note: This page is not complete without disclaimers on the next page.

U.S. Equity Value Currency Hedged Pool

Class F CAD

AS AT MARCH 31, 2026

PORTFOLIO ALLOCATIONS⁵

Asset allocation	(%)	Sector allocation	(%)	Geographic allocation	(%)
US Equity	76.03%	Financial Services	28.89%	United States	72.88%
International Equity	14.17%	Consumer Services	14.13%	Canada	9.37%
Cash and Equivalents	5.17%	Industrial Goods	10.60%	Ireland	9.07%
Canadian Equity	4.58%	Healthcare	9.87%	Other	3.58%
Other	0.05%	Other	7.72%	France	2.75%
		Industrial Services	7.44%	Netherlands	2.35%
		Consumer Goods	7.16%		
		Cash and Cash Equivalent	5.17%		
		Technology	4.63%		
		Real Estate	4.39%		

UNDERLYING FUND ALLOCATIONS

	Sector	(%)
1. U.S. Equity Value Currency Hedged Corp Cl (Ser I)	Mutual Fund	99.59%

TOP HOLDINGS

	Sector	(%)
1. U.S. Equity Value Pool Series I	Mutual Fund	96.56%
2. Cash	Cash and Cash Equivalent	2.98%

Note: This page is not complete without disclaimers on the next page.

U.S. Equity Value Currency Hedged Pool

Class F CAD

AS AT MARCH 31, 2026

MANAGEMENT TEAM



River Road Asset Management, LLC is an institutional asset management firm based in Louisville, KY, specializing in value-oriented equity investment strategies. As of June 30, 2025, the firm manages more than \$10 billion in total assets (including \$8.1 billion in assets under management (as defined by GIPS®) and \$1.9 billion in advisory-only assets). River Road serves leading institutional investors worldwide, including corporations, endowments, government entities, OCIOs, foundations, family offices, and retirement plan sponsors. The firm provides solutions to meet client-specific guidelines through a variety of investment vehicles, including separate accounts, model portfolios, collective investment trusts, and sub-advised U.S. and non-U.S. mutual funds. River Road is majority-owned by Affiliated Managers Group, Inc. For more information, please visit www.riverroadam.com.



Daniel Johnson



Matt Moran

Over 35,000 financial advisors have chosen CI Investments as a partner. We believe that Canadians have the best opportunity for investments success by using the services of a professional financial advisor. [Learn more at ci.com](https://www.ci.com).

¹ Commissions, trailing commissions, management fees and expenses all may be associated with mutual fund investments. Please read the prospectus before investing. The indicated rates of return are the historical annual compounded total returns (net of fees and expenses payable by the fund) including changes in security value and reinvestment of all dividends/distributions and do not take into account sales, redemption, distribution or optional charges or income taxes payable by any securityholder that would have reduced returns. Mutual funds are not guaranteed, their values change frequently, and past performance may not be repeated.

² The risk level of a fund has been determined in accordance with a standardized risk classification methodology in National Instrument 81-102, that is based on the fund's historical volatility as measured by the 10-year standard deviation of the fund's returns. Where a fund has offered securities to the public for less than 10 years, the standardized methodology requires that the standard deviation of a reference mutual fund or index that reasonably approximates the fund's standard deviation be used to determine the fund's risk rating. Please note that historical performance may not be indicative of future returns and a fund's historical volatility may not be indicative of future volatility.

⁴ CI Preferred Pricing fee reductions apply to management and administration fees and start at \$100,000.

⁵ Portfolio allocations will fluctuate over the life of the mutual fund as the portfolio holdings and market value of each security changes. The portfolio manager(s) may change the portfolio allocations in some or all of the sectors.

The contents are not to be used or construed as investment advice or as an endorsement or recommendation of any entity of security discussed.

©CI Investments and the CI Investments design are registered trademarks of CI Investments Inc. © CI Investments Inc. 2026. All rights reserved. "Trusted Partner in Wealth" is a trademark of CI Investments Inc.

Published April 2026