

Global Equity Allocation Pool

Class FT8 CAD



AS AT MARCH 31, 2026

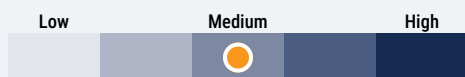
FUND OVERVIEW

This fund invests primarily in a combination of exchange-traded funds to gain exposure to equity markets anywhere in the developed or developing world.

FUND DETAILS

Inception date	October 2018
Total net assets (\$CAD) As at 2026-03-31	\$63.7 million
NAVPS	\$9.1755
MER (%) As at 2025-12-31	1.15
Management fee (%)	Negotiable
Asset class	Global Equity
Currency	CAD
Minimum investment	\$250,000 initial / \$25 additional
Distribution frequency	Monthly
Last distribution	\$0.0526

Risk rating²



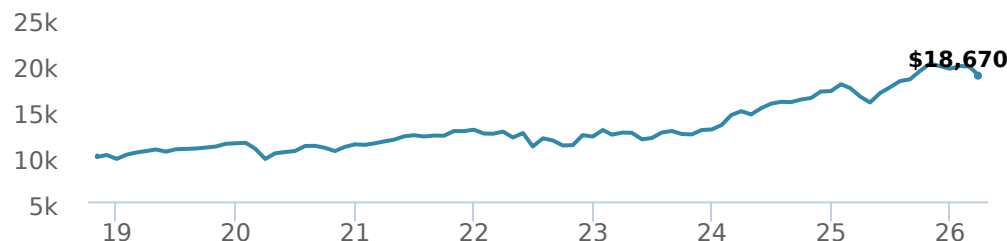
FUND CODES

	T8	
F	80580	80880
A	ISC 19655	
	DSC SO* 19855	
	LL 19555	
	IDSC SO* 19755	
E	ISC 16655	ISC 13405
	DSC SO* 16855	DSC SO* 13805
	LL SO* 16555	LL SO* 13905
	IDSC SO* 16755	IDSC SO* 13705
I	NL 16455	13455
OF	19355	
W	ISC 9683	13683
	DSC SO* 9883	
	LL 1483	
	IDSC SO* 9783	

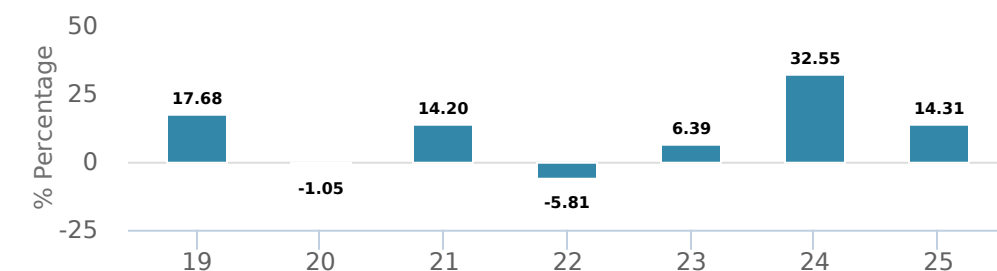
*No new purchases directly into switch only funds.

PERFORMANCE¹

Growth of \$10,000 (since performance inception date)



Calendar year performance



Average annual compound returns

	YTD	1 Mo	3 Mo	6 Mo	1 Y	3 Y	5 Y	10 Y	Inception*
	-3.90%	-5.00%	-3.90%	-2.60%	13.90%	14.40%	10.10%	-	8.70%

*Since performance inception date

DISTRIBUTION HISTORY³

Payable date	Total	Payable date	Total
2022-12-16	0.0526	2022-05-27	0.0604
2022-09-23	0.1264	2022-04-22	0.0604
2022-07-22	0.0604	2022-03-24	0.0604
2022-06-24	0.0059	2022-02-25	0.0604
2022-06-23	0.0604	2022-01-28	0.0604

CI PREFERRED PRICING⁴

Investment amount	Combined fee reduction
\$1,000,000 and above	0.02%
\$2,500,000 and above	0.13%
\$5,000,000 and above	0.25%

MANAGEMENT TEAM



CI Global Asset Management (CI GAM) is an integrated global investment asset manager with a strong lineup of relevant investment solutions that will help today's investors meet their financial goals. Our strength comes from our lineup of portfolio managers and the range of expertise they provide. Our teams employ some of the industry's brightest investment minds, whose knowledge and experience in research, security selection and risk management work on your behalf.



Alfred Lam

Note: This page is not complete without disclaimers on the next page.

Global Equity Allocation Pool

Class FT8 CAD



AS AT MARCH 31, 2026

PORTFOLIO ALLOCATIONS⁵

Asset allocation	(%)	Sector allocation	(%)	Geographic allocation	(%)
US Equity	62.54%	Technology	40.40%	United States	62.48%
International Equity	32.31%	Financial Services	12.32%	Other	8.53%
Canadian Equity	3.23%	Consumer Services	10.93%	Japan	6.39%
Cash and Equivalents	1.86%	Industrial Goods	7.85%	United Kingdom	4.85%
Income Trust Units	0.08%	Healthcare	7.66%	Canada	4.54%
Other	-0.02%	Other	5.78%	Germany	3.37%
		Energy	4.20%	Cayman Islands	3.24%
		Consumer Goods	4.01%	France	2.41%
		Basic Materials	4.01%	Taiwan	2.15%
		Utilities	2.84%	Netherlands	2.04%

UNDERLYING FUND ALLOCATIONS

	Sector	(%)
1. CI Global Equity Fund Series I	Mutual Fund	46.80%
2. iShares MSCI World ETF (URTH)	Exchange Traded Fund	39.94%
3. CI Global Artificial Intelligence Fund Series I	Mutual Fund	12.24%
4. Cash	Cash and Cash Equivalent	0.86%

TOP HOLDINGS

	Sector	(%)
1. CI Global Equity Corporate Class I	Mutual Fund	46.68%
2. NVIDIA Corp	Computer Electronics	3.63%
3. Microsoft Corp	Information Technology	2.12%
4. Apple Inc	Computer Electronics	2.06%
5. Amazon.com Inc	Retail	1.82%
6. Broadcom Inc	Computer Electronics	1.66%
7. Alphabet Inc Cl C	Information Technology	1.61%
8. Cash	Cash and Cash Equivalent	0.86%
9. Alphabet Inc Cl A	Information Technology	0.83%
10. Taiwan Semiconductor Manufactrg Co Ltd - ADR	Computer Electronics	0.65%
11. Meta Platforms Inc Cl A	Information Technology	0.62%
12. Tesla Inc	Automotive	0.62%
13. Palantir Technologies Inc Cl A	Information Technology	0.49%
14. Vertiv Holdings Co Cl A	Manufacturing	0.46%

Note: This page is not complete without disclaimers on the next page.

Over 35,000 financial advisors have chosen CI Investments as a partner. We believe that Canadians have the best opportunity for investment success by using the services of a professional financial advisor. [Learn more at ci.com.](#)

¹ Commissions, trailing commissions, management fees and expenses all may be associated with mutual fund investments. Please read the prospectus before investing. The indicated rates of return are the historical annual compounded total returns (net of fees and expenses payable by the fund) including changes in security value and reinvestment of all dividends/distributions and do not take into account sales, redemption, distribution or optional charges or income taxes payable by any securityholder that would have reduced returns. Mutual funds are not guaranteed, their values change frequently, and past performance may not be repeated.

² The risk level of a fund has been determined in accordance with a standardized risk classification methodology in National Instrument 81-102, that is based on the fund's historical volatility as measured by the 10-year standard deviation of the fund's returns. Where a fund has offered securities to the public for less than 10 years, the standardized methodology requires that the standard deviation of a reference mutual fund or index that reasonably approximates the fund's standard deviation be used to determine the fund's risk rating. Please note that historical performance may not be indicative of future returns and a fund's historical volatility may not be indicative of future volatility.

³ Please refer to the fund's simplified prospectus for distribution information.

⁴ CI Preferred Pricing fee reductions apply to management and administration fees and start at \$100,000.

⁵ Portfolio allocations will fluctuate over the life of the mutual fund as the portfolio holdings and market value of each security changes. The portfolio manager(s) may change the portfolio allocations in some or all of the sectors.

The contents are not to be used or construed as investment advice or as an endorsement or recommendation of any entity of security discussed.

®CI Investments and the CI Investments design are registered trademarks of CI Investments Inc. © CI Investments Inc. 2026. All rights reserved. "Trusted Partner in Wealth" is a trademark of CI Investments Inc.

Published April 2026