

Global Equity Pool

Class IT8 CAD



AS AT MARCH 31, 2026

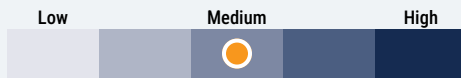
FUND OVERVIEW

The primary investment objective of the Global Equity Pool is to provide long-term capital growth by investing primarily in equity and equity-related securities anywhere in the developed or developing world.

FUND DETAILS

Inception date	March 2021
Total net assets (\$CAD) As at 2026-03-31	\$40.0 million
NAVPS	\$13.4670
MER (%) As at 2025-12-31	0.00
Management fee (%)	Negotiable
Asset class	Global Equity
Currency	CAD
Minimum investment	\$250,000 initial / \$25 additional
Distribution frequency	Annually
Last distribution	\$0.0726

Risk rating²



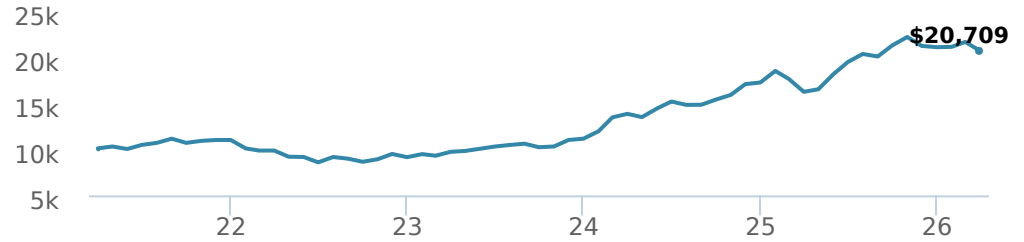
FUND CODES

	T8	
I	NL 16487	13487
A	ISC 19687	
	DSC SO* 19887	
	LL SO* 19587	
	IDSC SO* 19787	
E	ISC 16687	ISC 13407
	DSC SO* 16887	DSC SO* 13887
	LL SO* 16587	LL SO* 13987
	IDSC SO* 16787	IDSC SO* 13787
F	NL 80597	80897
OF	19387	
W	ISC 9687	
	DSC SO* 9887	
	LL SO* 1477	
	NL 9367	
	IDSC SO* 9787	

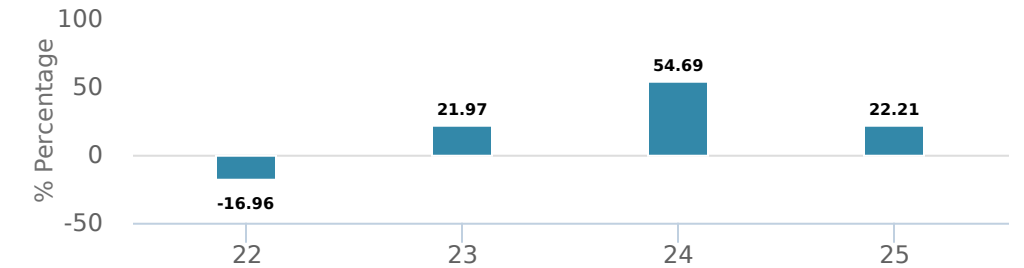
*No new purchases directly into switch only funds.

PERFORMANCE¹

Growth of \$10,000 (since performance inception date)



Calendar year performance



Average annual compound returns

YTD	1 Mo	3 Mo	6 Mo	1 Y	3 Y	5 Y	10 Y	Inception*
-1.90%	-4.50%	-1.90%	-2.80%	27.40%	28.60%	15.40%	-	15.40%

*Since performance inception date

DISTRIBUTION HISTORY³

Payable date	Total	Payable date	Total
2022-12-16	0.0726	2022-05-27	0.0682
2022-09-23	0.0961	2022-04-22	0.0682
2022-08-26	0.0682	2022-03-24	0.0682
2022-07-22	0.0682	2022-02-25	0.0682
2022-06-23	0.0682	2022-01-28	0.0682

MANAGEMENT TEAM

MUNRO PARTNERS


Munro Partners is a global absolute return manager focused on identifying growth equities primed to benefit from structural and thematic changes in our world today. Munro Partners is a sub-advisor to CI Investments Inc.



Nick Griffin



Kieran Moore



James Tsinidis



Qiao Ma

Note: This page is not complete without disclaimers on the next page.

AS AT MARCH 31, 2026

PORTFOLIO ALLOCATIONS⁵

Asset allocation	(%)	Sector allocation	(%)	Geographic allocation	(%)
US Equity	49.70%	Technology	26.01%	United States	55.54%
International Equity	40.46%	Industrial Goods	25.81%	Other	6.98%
Cash and Equivalents	9.86%	Cash and Cash Equivalent	9.86%	Netherlands	6.52%
Other	-0.02%	Consumer Services	8.34%	Ireland	5.81%
		Other	7.18%	Germany	5.29%
		Utilities	6.24%	China	5.20%
		Consumer Goods	6.08%	Taiwan	4.88%
		Healthcare	4.05%	United Kingdom	4.16%
		Energy	3.37%	Switzerland	3.19%
		Basic Materials	3.06%	Canada	2.43%

TOP HOLDINGS

	Sector	(%)
1. CI Munro Global Growth Equity Fund Series I	Mutual Fund	98.46%

Over 35,000 financial advisors have chosen CI Investments as a partner. We believe that Canadians have the best opportunity for investment success by using the services of a professional financial advisor. [Learn more at ci.com](https://www.ci.com).

¹ Commissions, trailing commissions, management fees and expenses all may be associated with mutual fund investments. Please read the prospectus before investing. The indicated rates of return are the historical annual compounded total returns (net of fees and expenses payable by the fund) including changes in security value and reinvestment of all dividends/distributions and do not take into account sales, redemption, distribution or optional charges or income taxes payable by any securityholder that would have reduced returns. Mutual funds are not guaranteed, their values change frequently, and past performance may not be repeated.

² The risk level of a fund has been determined in accordance with a standardized risk classification methodology in National Instrument 81-102, that is based on the fund's historical volatility as measured by the 10-year standard deviation of the fund's returns. Where a fund has offered securities to the public for less than 10 years, the standardized methodology requires that the standard deviation of a reference mutual fund or index that reasonably approximates the fund's standard deviation be used to determine the fund's risk rating. Please note that historical performance may not be indicative of future returns and a fund's historical volatility may not be indicative of future volatility.

³ Please refer to the fund's simplified prospectus for distribution information.

⁵ Portfolio allocations will fluctuate over the life of the mutual fund as the portfolio holdings and market value of each security changes. The portfolio manager(s) may change the portfolio allocations in some or all of the sectors.

The contents are not to be used or construed as investment advice or as an endorsement or recommendation of any entity of security discussed.

©CI Investments and the CI Investments design are registered trademarks of CI Investments Inc. © CI Investments Inc. 2026. All rights reserved. "Trusted Partner in Wealth" is a trademark of CI Investments Inc.

Published April 2026